



EQUESTRIAN  
by IAE

JUNE 2016



**EQUESTRIAN**

**IAE**®

# MOORLAND STABLING



IAE have been manufacturing stables for over 20 years

During this time we have designed and manufactured many types of stabling, special layouts and differing designs, as well as being pleased to be associated with many projects at numerous prestigious racecourses.

Using this experience we have consolidated the best and most practical concepts from our previous designs to produce the Moorland range of stabling and accessories.

The latest manufacturing technology and techniques are applied, then your stables will be finished to a high standard and galvanised in our own in house galvanising plant to BS EN ISO 1461.

We have rationalised our previous Equestrian product ranges to form the Moorland stabling range to enable us to encompass the core strengths of IAE. Quality production values, large amounts of stock items all at the right price. Your Moorland stable will be "built to last", with an eye for safety and design whilst maintaining value for money.

The Moorland stabling range can accommodate a fall of 50mm across fronts or partitions if necessary and you can easily achieve stable layouts that are bespoke by using our high quality standard panels in conjunction with our unique "Magic bracket" (page 109)

Please speak to one of the sales team if you need assistance with the Moorland stabling range or to help you design your layout.



Softwood has been painted with Heritage Green Paint by others



# MOORLAND STABLING



STABLES SUPPLIED IN KIT FORM AND REQUIRE ASSEMBLY ON SITE

- Stable fronts are available with bottom swing door only, anti-weave sliding door or full height anti-weave swing door in sizes of  
2970mm post centres (10ft approx)  
3570mm post centres (12ft approx)  
4170mm post centres (14ft approx)
- Stables are supplied in kit form and require assembly on site.
- Universal any hand swing doors. Factory supplied left hand, bolt on fittings allow for easy conversion to right hand.
- Stable partitions available with grille top, fully boarded or talke grille. In sizes of  
2970mm post centres (10ft approx)  
3570mm post centres (12ft approx)  
4170mm post centres (14ft approx)
- 34mm thick tongue and groove boards are available in either untreated softwood or brown recycled solid plastic.
- If required, the Moorland Range of stabling can accommodate a fall of up to 50mm. Stable across the front and partition (additional fittings required).

## Infill options : Untreated Softwood or Solid Plastic



- 34mm thick tongue and groove softwood boards
- Machined planed
- High quality untreated board



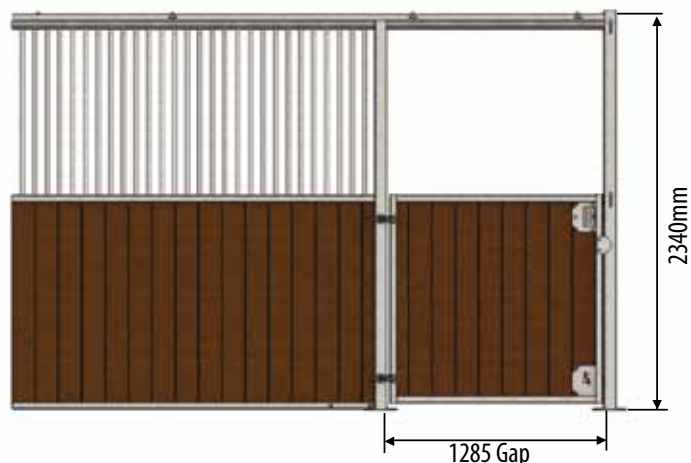
### Why Plastic ?

- Low Maintenance
- Durable/Insulating
- Rot and Weather Proof
- Safe and Hygienic
- Can in itself be Recycled
- Lowering your carbon footprint for your project
- Available in brown

# MOORLAND STABLING

## Front Options

Moorland front with bottom swing door, panel and 2 (no) posts\*\*



CODE	PRODUCT DESCRIPTION	PRICE
F093 2002 11	2970mm post centres(10' approx)plastic	
F093 2002 12	3570mm post centres(12' approx)plastic	
F093 2002 13	4170mm post centres(14' approx)plastic	
F093 2002 01	2970mm post centres(10' approx)softwood	
F093 2002 02	3570mm post centres(12' approx)softwood	
F093 2002 03	4170mm post centres(14' approx)softwood	

## POST TO FINISH RUN

CODE	PRODUCT DESCRIPTION	PRICE
F093 2002 81	End Post	

## Front Options

Moorland front with anti weave sliding door, panel and 2 (no) posts\*\*



CODE	PRODUCT DESCRIPTION	PRICE
F093 2002 31	2970mm post centres(10' approx)plastic	
F093 2002 32	3570mm post centres(12' approx)plastic	
F093 2002 33	4170mm post centres(14' approx)plastic	
F093 2002 21	2970mm post centres(10' approx)softwood	
F093 2002 22	3570mm post centres(12' approx)softwood	
F093 2002 23	4170mm post centres(14' approx)softwood	

## POST TO FINISH RUN

CODE	PRODUCT DESCRIPTION	PRICE
F093 2002 81	End Post	

\*\* Stables are supplied in kit form and require assembly on site



# MOORLAND STABLING

## Front Options Moorland front with full height swing door, panel and 2 (no) posts\*\*



CODE	PRODUCT DESCRIPTION	PRICE
F093 2003 14	2970mm post centres(10' approx)plastic	
F093 2003 15	3570mm post centres(12' approx)plastic	
F093 2003 16	4170mm post centres(14' approx)plastic	
F093 2003 11	2970mm post centres(10' approx)softwood	
F093 2003 12	3570mm post centres(12' approx)softwood	
F093 2003 13	4170mm post centres(14' approx)softwood	

## POST TO FINISH RUN

CODE	PRODUCT DESCRIPTION	PRICE
F093 2002 81	End Post	

## OPTIONAL EXTRAS

Swivel Feeder c/w plastic trough



CODE	INFILL	PRICE
F093 2003 31	Softwood	
F093 2003 32	Plastic	

Anti-chew strip

to suit front of bottom swing door and anti weave swing door 1125W x 465H



CODE	PRICE
F093 2003 51	

Anti weave infill panel



CODE	PRICE
F093 2001 13	

Magic Bracket



To allow for the cutting down of panels on site

CODE	PRICE
F093 2003 52	

\*\* Stables are supplied in kit form and require assembly on site

Tel: +44(0)1782 339320 / Fax: +44(0)1782 339322 / sales@iae.co.uk / www.iae.co.uk



# MOORLAND STABLING

## Partition Options

Moorland half grille stable partition incorporating, 1(no) post\*\*



CODE	PRODUCT DESCRIPTION	PRICE
F093 2002 44	2970mm post centres(10' approx)plastic	
F093 2002 42	3570mm post centres(12' approx)plastic	
F093 2002 46	4170mm post centres(14' approx)plastic	
F093 2002 43	2970mm post centres(10' approx)softwood	
F093 2002 41	3570mm post centres(12' approx)softwood	
F093 2002 45	4170mm post centres(14' approx)softwood	

Moorland fully boarded stable partition incorporating, 1(no) post\*\*



CODE	PRODUCT DESCRIPTION	PRICE
F093 2002 54	2970mm post centres(10' approx)plastic	
F093 2002 52	3570mm post centres(12' approx)plastic	
F093 2002 56	4170mm post centres(14' approx)plastic	
F093 2002 53	2970mm post centres(10' approx)softwood	
F093 2002 51	3570mm post centres(12' approx)softwood	
F093 2002 55	4170mm post centres(14' approx)softwood	

Moorland talk grille partition incorporating , 1(no)post\*\* .940mm long talk grille can be positioned anywhere along the top section of the partition



CODE	PRODUCT DESCRIPTION	PRICE
F093 2003 04	2970mm post centres(10' approx)plastic	
F093 2003 02	3570mm post centres(12' approx)plastic	
F093 2003 06	4170mm post centres(14' approx)plastic	
F093 2003 03	2970mm post centres(10' approx)softwood	
F093 2003 01	3570mm post centres(12' approx)softwood	
F093 2003 05	4170mm post centres(14' approx)softwood	

\*\* Stables are supplied in kit form and require assembly on site





# MOORLAND STABLING

## Back Options

### Moorland half grille back \*\*



CODE	PRODUCT DESCRIPTION	PRICE
F093 2002 64	2970mm post centres(10' approx)plastic	
F093 2002 62	3570mm post centres(12' approx)plastic	
F093 2002 66	4170mm post centres(14' approx)plastic	
F093 2002 63	2970mm post centres(10' approx)softwood	
F093 2002 61	3570mm post centres(12' approx)softwood	
F093 2002 65	4170mm post centres(14' approx)softwood	

No post included in these prices. In most circumstances the posts are included within the partition.

### Moorland fully boarded back\*\*



CODE	PRODUCT DESCRIPTION	PRICE
F093 2002 74	2970mm post centres(10' approx)plastic	
F093 2002 72	3570mm post centres(12' approx)plastic	
F093 2002 76	4170mm post centres(14' approx)plastic	
F093 2002 73	2970mm post centres(10' approx)softwood	
F093 2002 71	3570mm post centres(12' approx)softwood	
F093 2002 75	4170mm post centres(14' approx)softwood	

No post included in these prices. In most circumstances the posts are included within the partition.

## Corner Door Options

The corner door is supplied with a hanging post, slamming post. Door brace and top lintel.

Moorland stable corner bottom swing door c/w 2(no) posts

Moorland stable corner bottom swing door c/w 2(no) posts

CODE	INFILL	PRICE
F093 2002 91	SOFTWOOD	
F093 2002 92	PLASTIC	



ALSO AVAILABLE

Moorland Stable corner full height anti-weave swing door c/w 2 (no) posts

CODE	INFILL	PRICE
F093 2002 93	SOFTWOOD	
F093 2002 94	PLASTIC	

\*\* Stables are supplied in kit form and require assembly on site

Tel: +44(0)1782 339320 / Fax: +44(0)1782 339322 / sales@iae.co.uk / www.iae.co.uk

# MOORLAND STABLING

## Moorland Tack Room Front

Comprising of full height lockable swing door, panel and 2(no) Posts\*\*



Softwood has been painted with Heritage Green Paint by others

CODE	INFILL	PRICE
F093 2003 21	3570mm Post Centres softwood	
F093 2003 22	3570mm Post Centres plastic	

## Moorland Tack Room Door in Frame

Suits a gap of 970mm wide x 2320mm high\*\*



**5 LEVER MORTICE DEADLOCK**  
recommended by most insurance companies as their preferred standard.  
BS 3621: 2007

CODE	INFILL	PRICE
F093 2003 42	SOFTWOOD	
F093 2003 43	PLASTIC	

## Moorland External Split Door in Frame Suits a gap of 1305mm wide x 2320mm high\*\*



CODE	INFILL	PRICE
F093 2003 41	PLASTIC	

## Moorland External Boarded Window Hatch



CODE	INFILL	PRICE
F093 2003 44	PLASTIC	

External boarded window hatch to suit a 915mm square gap\*\*



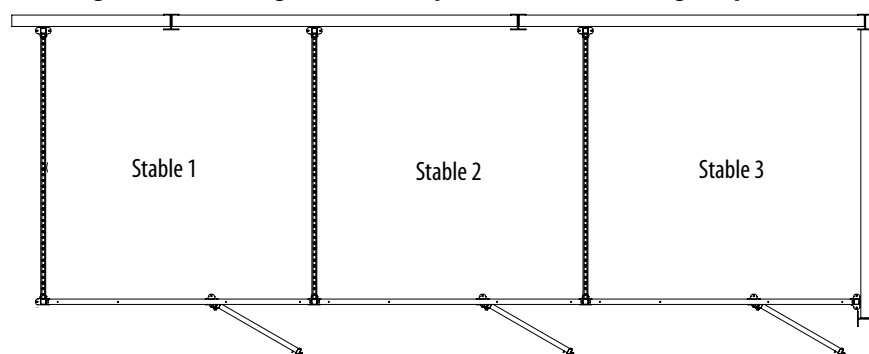


# MOORLAND STABLING

IAE's Moorland Stables are easy to order.

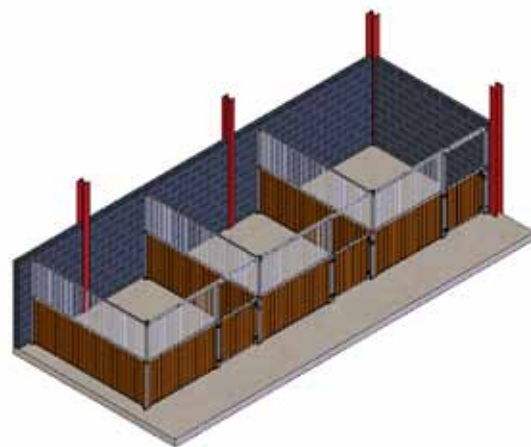
1. Plan your layout. 2. Select your Stable Size. 3. Select your Door Type. 4. Select your Partition. 5. Select your Board Type. 6. Place your Order  
A few typical layouts are shown but if you require any help with your stable arrangement please call **01782 339320**.

## Arrangement A3 - Swing Door Stables, plastic boards and half grille partitions.



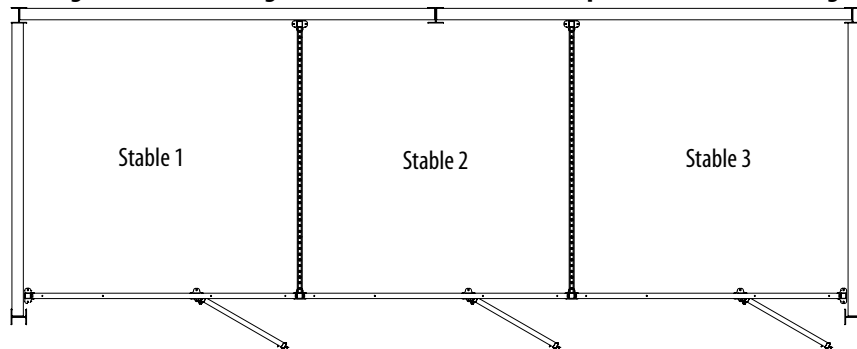
Price example for 3 x Stables as arrangement A3

CODE		PRODUCT DESCRIPTION	£-each	£-total
F093 2002 12	x3	Moorland fronts with bottom swing door plastic infill		
F093 2002 42	x3	Moorland half grille partitions plastic infill		
F093 2002 81	x1	End Post		
Retail Price				



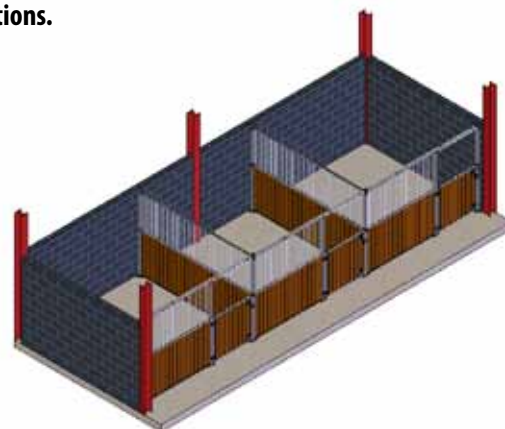
Prices based on 3570mm(12'approx) Stable

## Arrangement A11 - Swing Door Stables, between walls, plastic boards and half grille partitions.



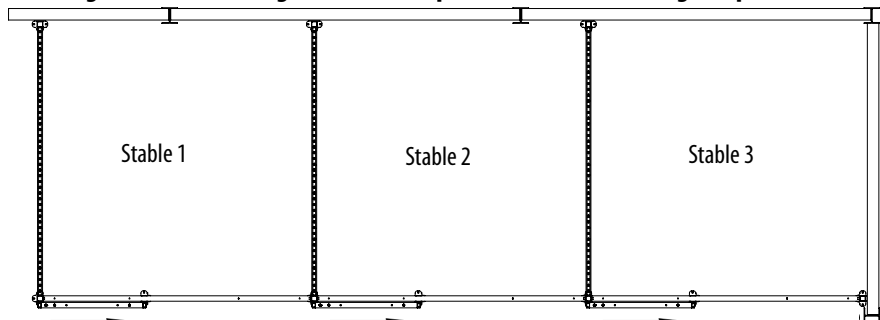
Price example for 3 x Stables as arrangement A11

CODE		PRODUCT DESCRIPTION	£-each	£-total
F093 2002 12	x3	Moorland fronts with bottom swing door plastic infill		
F093 2002 42	x2	Moorland half grille partitions plastic infill		
F093 2002 81	x1	End Post		
Retail Price				



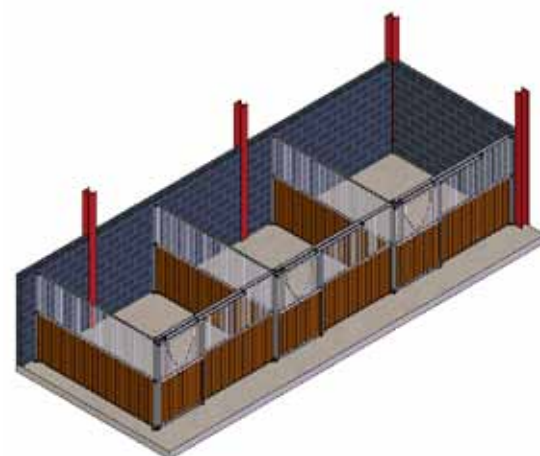
Prices based on 3570mm(12'approx) Stable

## Arrangement B4 - Sliding Door Stables, plastic boards and half grille partitions



Price example for 3 x Stables as arrangement B4

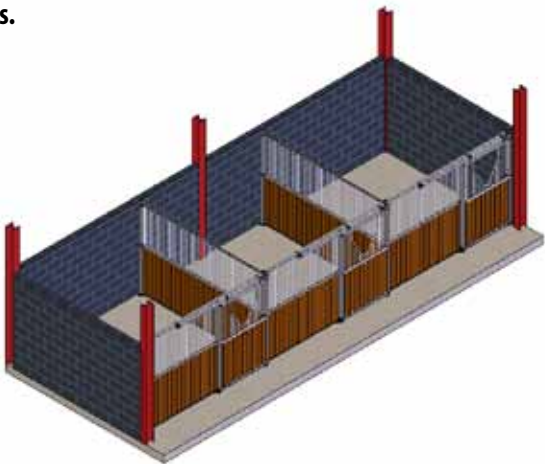
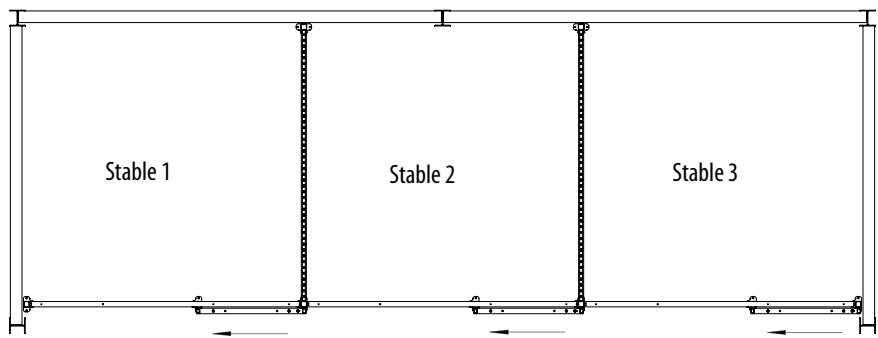
CODE		PRODUCT DESCRIPTION	£-each	£-total
F093 2002 32	x3	Sliding door stable fronts plastic infill		
F093 2002 42	x3	Moorland half grille partitions plastic infill		
F093 2002 81	x1	End Post		
Retail Price				



Prices based on 3570mm(12'approx) Stable

# MOORLAND STABLING

## Arrangement B10- Sliding Door Stables between walls, plastic boards and half grille partitions.

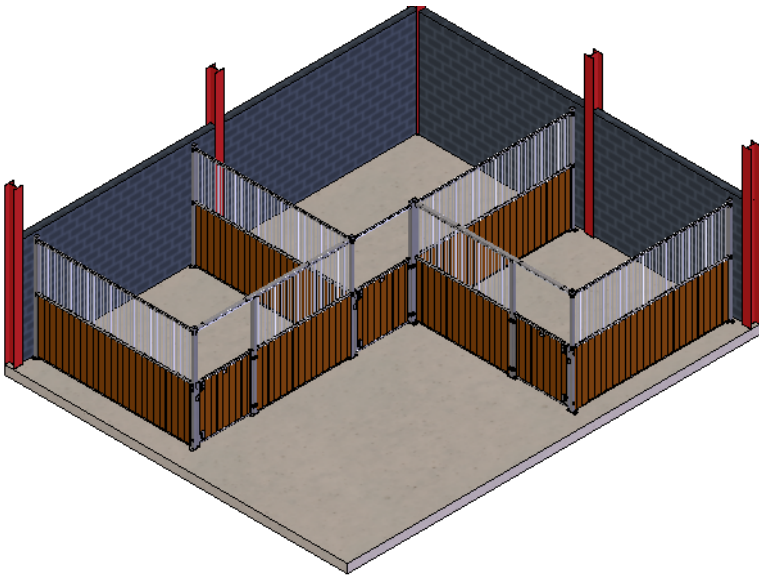
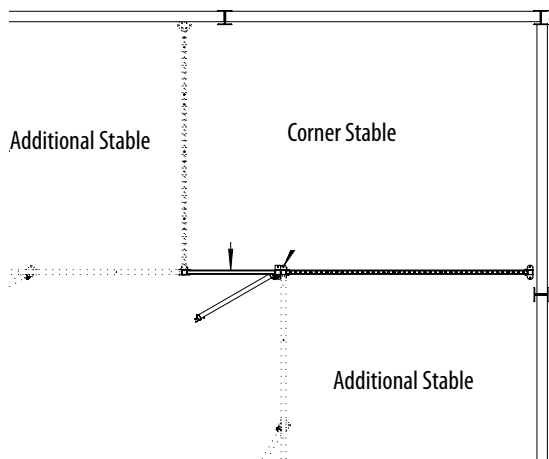


Price example for 3 x Stables as arrangement B10

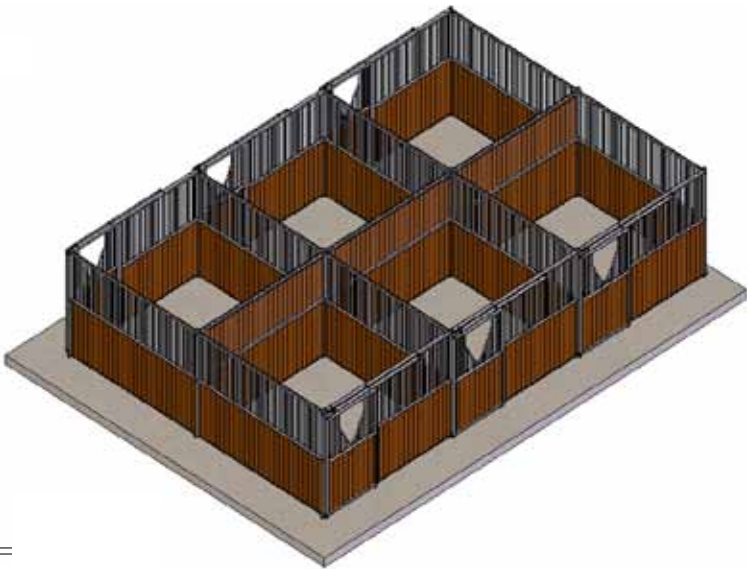
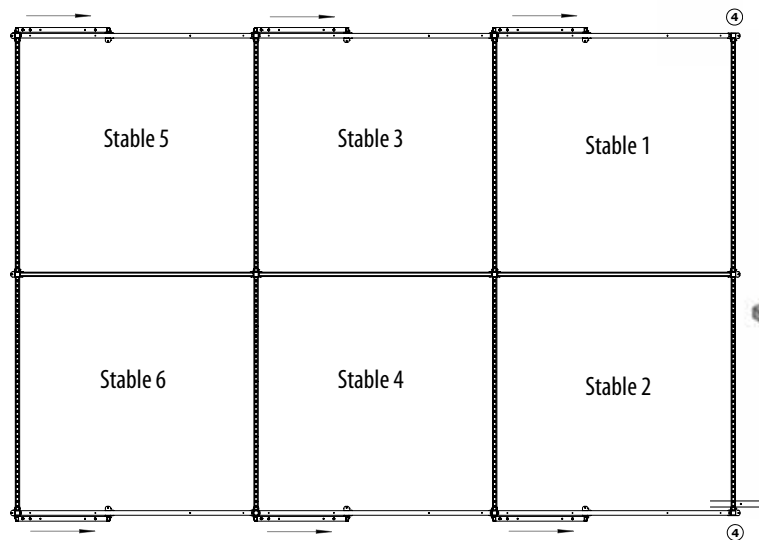
CODE		PRODUCT DESCRIPTION	£-each	£-total
F093 2002 32	x3	Sliding door stable fronts plastic infill		
F093 2002 42	x2	Moorland half grille partitions plastic infill		
F093 2002 81	x1	End Post		
Retail Price				

Prices based on 3570mm(12'approx) Stable

## Arrangement A12 - Swing Door Corner Stable Set up.




## Arrangement B7- Back to Back Sliding Door Stables





IAE supply a step by step fully illustrated installation guide on our range of Moorland Stables to enable the stables to be easily installed.



Softwood has been painted with Heritage Green Paint by others